



Swiwin Turbojet Equipment

www.jetskyfly.com
 jetskyfly@163.com
 mini jet limited

SW80B 80N micro turbine



Specifications

Engine diameter	83mm	ECU battery	2S Lipo
Engine length	198mm	Power Battery	3S Lipo
Engine weight	836g	Operating temp	-25deg C ~ 40deg C
Complete set weight	1125g	Telemetry	TTL UART
Thrust at STP	80N	PPM input	700-2400 ms
RPM range	50,000 ~ 156,000	Maintance cycle	25 ~ 40Hrs
Fuel consumption at max RPM	270g/min(337ml/min)	Fuel type	Diesel or Jet A1
Mass flow at max RPM	0.24 Kg/S	Lubricating oil	Diesel 3% / Kerosene 5%
Pressure ration at max RPM	2.3 Bar	Starting method	Direct fuel startup
Max exhaust temp	700 deg C	Auto-Restart function	
Max ejection acceleration	10 G		
Max operating speed	300m / S (1080Km/Hr)		

Each engine complete set contains following component parts

Item	Qty
Engine body+fix ring	1
V3 ECU	1
GSU	1
Pump	1
Filter	1
Ball valve	1
Engine wire	1
Battery wire	1
Throttle wire	1
Pump wire	1

Feature:



Complete set



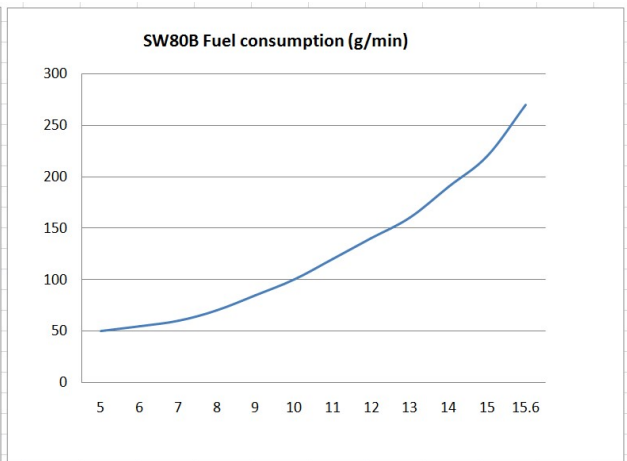
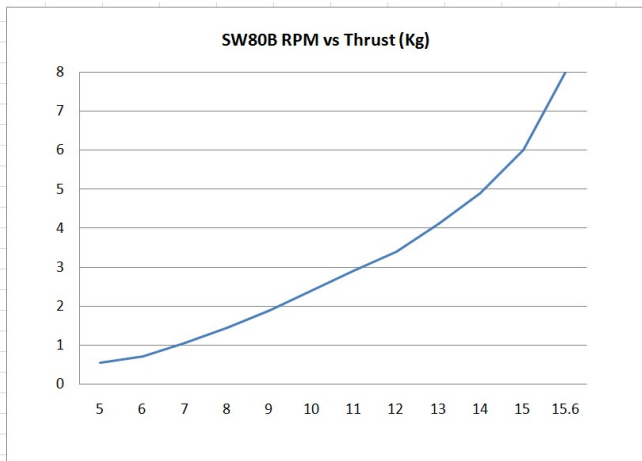

32 bit full digital ECU/Telemetry function
GSU startup function

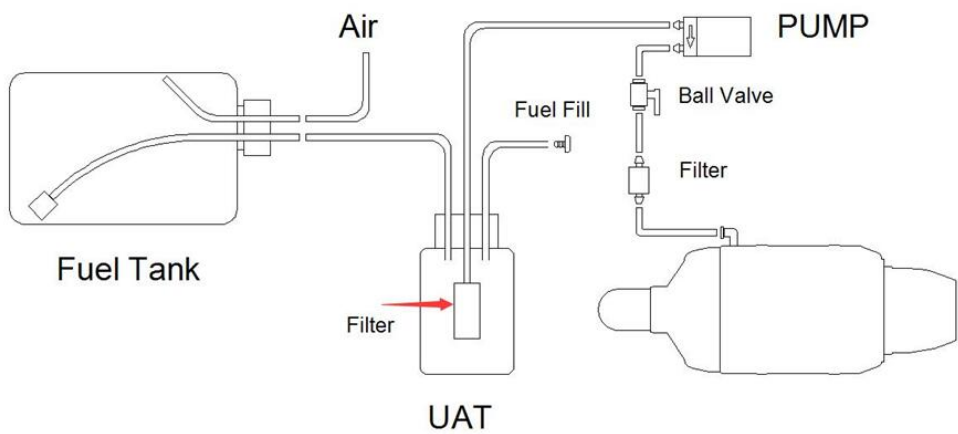
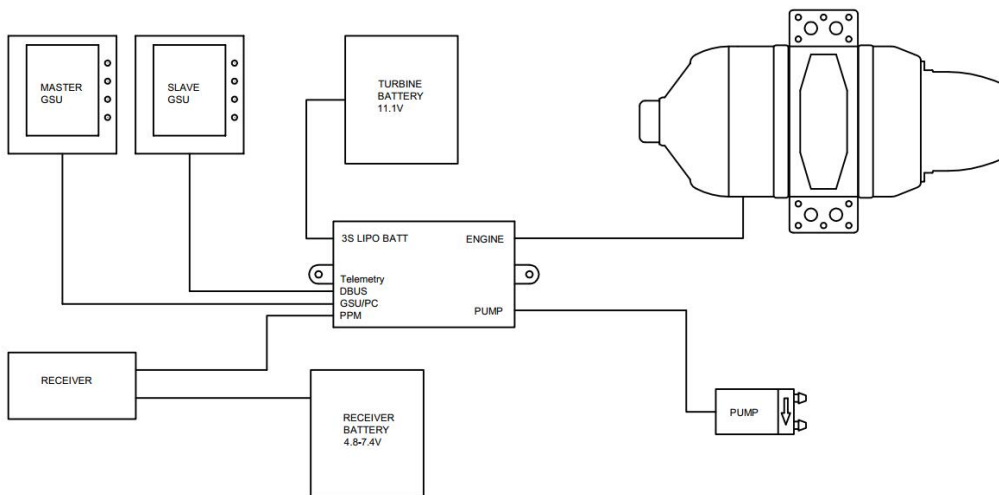
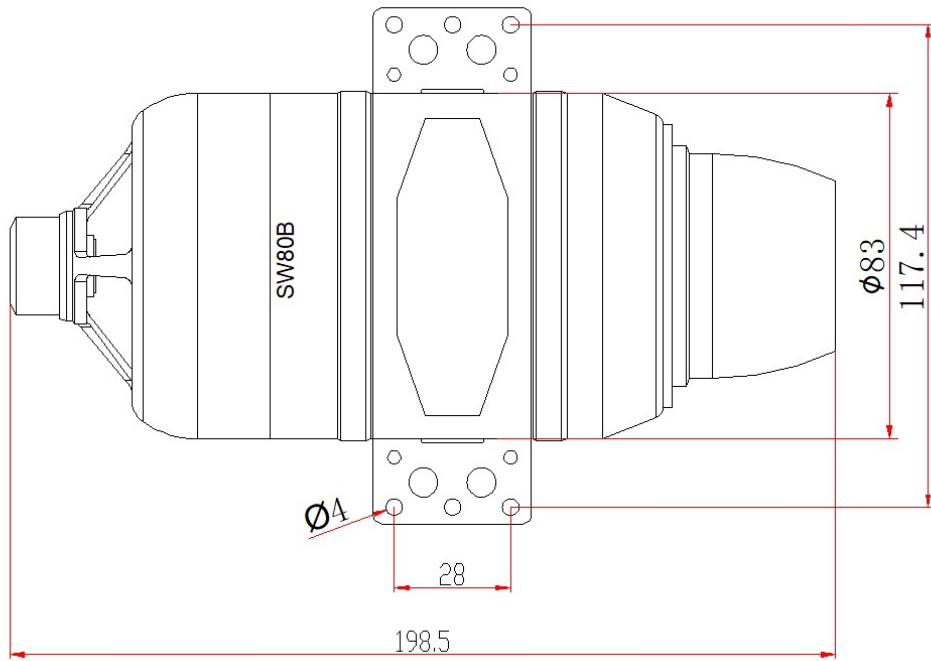


Brushless pump



Brushless Starter





SWIWIN TURBINE SPEC

	SW60B	SW80B	SW120B	SW140B	SW170B	SW190B	SW220B	SW240B	SW300B	SW400pro	SW800pro
Diameter	83mm	83mm	99mm	99mm	109mm	109mm	116mm	116mm	133mm	146mm	208mm
Length	198mm	198mm	250mm	250mm	258mm	258mm	275mm	275mm	332mm	342mm	454mm
Body Weight	765g	765g	1250g	1250g	1450g	1450g	1700g	1700g	2500g	3000g	8500g
RPM range	50,000- 150,000	50,000- 156,000	38,000- 125,000	38,000- 130,000	36,000- 114,000	36,000- 118,000	38,000- 115,000	38,000- 118,000	38,000- 98,000	33,000- 95,000	20,000- 65,000
Thrust	60N	80N	120N	140N	170N	190N	220N	240N	300N	400N	800N
EGT	700°C	700°C	700°C	700°C	700°C	700°C	700°C	700°C	700°C	700°C	700°C
Consumption	200g/min	270g/min	350g/min	380g/min	480g/min	550g/min	660g/min	685g/min	820g/min	1000g/min	1850g/min
Fuel	kero or diesel	kero or diesel	kero or diesel	kero or diesel	kero or diesel	kero or diesel	kero or diesel	kero or diesel	kero or diesel	kero or diesel	kero or diesel
Lubrication	5% kero 3% diesel	5% kero 3% diesel	5% kero 3% diesel	5% kero 3% diesel	5% kero 3% diesel	5% kero 3% diesel	5% kero 3% diesel	5% kero 3% diesel	5% kero 3% diesel	5% kero 3% diesel	5% kero 3% diesel
Maintenance Interval	25Hours	25Hours	25Hours	25Hours	25Hours	25Hours	25Hours	25Hours	25Hours	25Hours	25Hours
Parts Weight	V3 ECU 42g	BL pump 120g	wires 70g	filter 4g	Ball valve 14g	GSU 50g	V4 ECU 436g				



Retail / Whole sale
www.jetskyfly.com
jetskyfly@163.com
 Mini Jet Limited